

ULRR

International, multi-disciplinary, cross-section study of pain knowledge and attitudes in nursing, midwifery and allied health professions students

Item Type	Article
Authors	Mankelow, Jagjit;Ryan, Cormac G.;Taylor, Paul C.;Casey, Maire-Brid;Naisby, Jenni;Thompson, Kate;McVeigh, Joseph G.;Seenan, Chris;Cooper, Kay;Hendrick, Paul;Brown, Donna;Gibson, William;Travers, Mervyn;Kennedy, Norelee;O'Riordan, Cliona;Martin, Denis
Citation	BMC Medical Education, 2022, 22,article 547
Publisher	BMC
Download date	2026-06-08 09:03:05
Item License	https://creativecommons.org/licenses/by-nc-sa/4.0/
Link to Item	https://doi.org/10.34961/researchrepository-ul.24205212

RESEARCH

Open Access



International, multi-disciplinary, cross-section study of pain knowledge and attitudes in nursing, midwifery and allied health professions students

Jagjit Mankelow^{1,2*}, Cormac G. Ryan¹, Paul C. Taylor¹, Maire-Brid Casey³, Jenni Naisby⁴, Kate Thompson⁵, Joseph G. McVeigh⁶, Chris Seenan⁷, Kay Cooper⁸, Paul Hendrick⁹, Donna Brown¹⁰, William Gibson¹¹, Mervyn Travers^{11,12}, Norelee Kennedy², Cliona O'Riordan² and Denis Martin^{1,13}

Abstract

Background: Persistent pain is a highly prevalent, global cause of disability. Research suggests that many healthcare professionals are not well equipped to manage pain, and this may be attributable at least in part to undergraduate education. The primary aim of this study was to quantify and compare first and final year nursing, midwifery and allied health professional (NMAHP) students' pain related knowledge and attitudes. The secondary aim was to explore what factors influence students' pain related knowledge and attitudes.

Methods: In this cross-sectional study, 1154 first and final year healthcare students, from 12 universities in five different countries completed the Revised Neurophysiology of Pain Quiz (RN PQ) [knowledge] and the Health Care Providers Pain and Impairment Relationship Scale (HC-PAIRS) [attitudes].

Results: Physiotherapy was the only student group with statistically and clinically improved pain related knowledge [mean difference, 95% CI] (3.4, 3.0 to 3.9, $p = 0.01$) and attitudes (-17.2, -19.2 to 15.2, $p = 0.01$) between first and final year. Pain education teaching varied considerably from course to course (0 to 40 h), with greater levels of pain related knowledge and attitudes associated with higher volumes of pain specific teaching.

Conclusions: There was little difference in pain knowledge and attitudes between all first and final year NMAHP students other than physiotherapy. This suggests that for most NMAHP disciplines, undergraduate teaching has little or no impact on students' understanding of pain. There is an urgent need to enhance pain education provision at the undergraduate level in NMAHPs.

Trial Registration: The study protocol was prospectively registered at ClinicalTrials.Gov [NCT03522857](https://clinicaltrials.gov/ct2/show/study/NCT03522857).

Keywords: Pain education, Healthcare students, Cross-section

Background

Pain is amongst the most common reason patients engage with health care [1–3]. Pain, the unpleasant sensory and emotional experience associated with actual or potential tissue damage, can be classified by duration of symptoms as acute, sub-acute or chronic pain [4, 5]. High rates of pain are present globally. For example,

*Correspondence: j.mankelow@tees.ac.uk

² University of Limerick, Limerick, Ireland
Full list of author information is available at the end of the article



chronic pain affects 28 million people in the UK alone [6] and is often associated with significant disability [7]. Similarly, over three million Australians identify as living with chronic pain. The economic burden amounts to AUD 73.2 billion each year including AUD 48.3 billion in lost productivity [8]. But the issue cannot be adequately captured by dollars lost. Chronic pain negatively affects quality of life affecting physical, mental, and social health [9]. The Prevalence Impact and Cost of Chronic Pain (PRIME) study conducted in Ireland reported a chronic pain prevalence rate of 35.5%. Over 37% of those with pain reported moderate to severe pain-related disability [10].

Multiple disciplines are involved in the management of pain, therefore it is vital that all health care professionals (HCP) in every health care discipline are well equipped to manage this problem and have a good knowledge of pain and positive attitudes towards function in those with pain. Furthermore, it is imperative that this management is evidence-based and guideline-compliant to ensure consistent high-quality care which is individualised [11, 12].

Existing research suggests that many HCPs across the disciplines are not well equipped to manage pain. Non-evidence based and inconsistent patterns of pain management occur frequently in various health care settings which results in the high use of resources [13–16]. Clinicians often do not feel confident or able to treat patients with persistent pain [17–19]. Furthermore, there is evidence to suggest that HCPs' attitudes about the functional ability of people in pain influences their management recommendations, and this in turn influences patients' attitudes about pain and their health outcomes [20–24]. Patients often have a biomedical understanding of their pain and link it to structural damage. These attitudes seem to be influenced by their HCPs' pain knowledge and attitudes which are often also biomedical [25, 26]. It is important that HCPs' pain attitudes and knowledge are evidence-based [12]. However, it is widely recognised that this is not always the case. It has been suggested that a part of this problem may be the absence of adequate pain education in pre-registration training [27–29]. Knowledge is accepted as a component of attitudes, which are key indicators of behaviour [30]. It has been proposed that improved understanding of pain amongst clinicians would improve the delivery of evidence-based care, leading to better patient outcomes [31].

The inadequacy of pain education in health care curricula has been observed throughout Europe, New Zealand and Australia, the USA and Canada [32–35]. The first step towards addressing the deficiency in pain education among HCPs would be to assess current pain

understanding amongst HCP students. A number of studies have explored this issue, however, these studies are generally limited to single institutions, discrete regions or only a small number of health care disciplines, reducing the generalisability of the findings [36–40]. If some disciplines were found to have poorer pain-related understanding than others, this difference could be explored, and pain education resources could be targeted accordingly.

The primary aim of this study was to quantify and compare nursing, midwifery and allied health professional (NMAHP) students' knowledge and attitudes about pain management in the first and the final year of their studies across a range of disciplines in multiple institutions and countries. The secondary aim was to explore some of the factors that may influence students' pain related knowledge and attitudes towards the functional ability of people with pain.

Method

Design

In this observational, cross-sectional study the attitudes and knowledge of first and final year NMAHP students were collected using two questionnaires to establish the change during undergraduate health care degree courses. The attitudes and knowledge of students were compared. The questionnaires were administered in the first semester for first years and as close as possible to the completion of the degree course in the case of final year students. Data on participants' age, gender, and year of study and course of study were collected.

Ethics

Ethical approval for this study was initially granted by Teesside University's (TU) School of Health and Social Care Research Ethics and Governance Committee local ethics project number 114/17. Each of the other eleven collaborating Universities obtained permission from their respective University's research ethics and governance committee. The study protocol was prospectively registered at ClinicalTrials.Gov NCT03522857, <https://clinicaltrials.gov/ct2/show/NCT03522857>.

Participants and recruitment

First year and final year BSc and MSc pre-registration students were recruited between the period of October 2017 to September 2019, from 12 universities and six disciplines across Australia, England, Northern Ireland, the Republic of Ireland and Scotland. NMAHP disciplines were selected based on those frequently involved in pain management, and included physiotherapy, occupational therapy, paramedics, diagnostic radiography, midwifery, and nursing. To meet the inclusion criteria for

participation, individual students needed to be in the first or final year of their studies within one of the aforementioned disciplines.

Collaborating universities were invited to take part through informal networks, via on-site academics acting as local pain education “champions”. Pain champions disseminated the recruitment invitation to local programme leaders for delivery to students and either disseminated and collected surveys physically or directed students to the online survey. A reminder email was sent two weeks later. Additionally, where possible, the local champions delivered short presentations to student groups to raise awareness of the study. Paper questionnaires were made available at these presentations and a confidential drop box at a different location from the distribution site was provided for questionnaire collection. The site of questionnaire distribution and collection were kept separate in order to ensure that students did not feel obliged to participate in the study. Participants were asked to complete the survey only once when they received a reminder email. The participant information sheet explained to prospective participants that consent was implied by completion of the survey.

Participating universities were invited to provide information about the extent and format of pain education within the disciplines surveyed. Where possible respondents were asked to quantify the time spent teaching pain education specifically and whether this involved one-off lectures or complete modules with credit values. This data was then compiled and categorised according to hours of pain education delivery. It was agreed that the public would be blind to students University of study, so that institutional variation is quantifiable but specific institutions could not be directly compared.

Outcome measures

The survey contained two questionnaires: 1) the 12-item Revised Neurophysiology Questionnaire RNPQ [41] to measure pain knowledge, and 2) the 13-item Health Care Providers Pain and Impairment Relationship Scale HC-PAIRS [42] to measure attitudes towards chronic pain. These questionnaires together were estimated to take less than 10 min to complete.

The Revised Neurophysiology of Pain Questionnaire (RNPQ)

This 12-item questionnaire was used to assess knowledge of pain neurophysiology. Responses are marked ‘yes’, ‘no’ or ‘undecided’ the latter being important to prevent respondents from guessing the answer. Scores range from 0–12 with high scores indicating a good knowledge of pain neurophysiology. The RNPQ was developed from the original 19-item Neurophysiology of Pain Test [43]. It was found to have reasonable internal consistency person

separation index = 0.84 and good test-retest reliability with an intra-class correlation coefficient value of ICC = 0.97. The RNPQ has now been used consistently in patient, student, clinician and clinical administration staff studies since its inception [44–48]. Furthermore, it is a discipline generic rather than a discipline specific questionnaire, therefore fit for a multi-disciplinary group. There is no established minimally clinically important difference MCID for the RNPQ. However, this can be tentatively estimated as half the baseline SD presented in previous studies [49–52]. Based upon data from Catley et al. (2013) [41] the MCID for RNPQ knowledge was set at 0.9 points or 7.3%.

The 13-item modified Health Care Providers Pain and Impairment Relationship scale (HC-PAIRS)

The modified HC-PAIRS [42] measures HCPs’ attitudes towards patients with chronic pain and their functional ability. It features a 7-point Likert scale in 13-items with scores ranging from 13 to 91, the lower score indicates a more positive attitude towards pain. Psychometric properties of the HC-PAIRS are well established. Excellent internal consistency has been demonstrated Cronbach’s $\alpha = 0.92$ [53] as well as good test–retest reliability [ICC = 0.84] 95% confidence interval 0.78–0.89. Latimer, Maher and Refshauge (2004) [54] also observed its adequate responsiveness to change. Overall, the psychometric properties of the HC-PAIRS are superior to other tools and hence it is consistently widely used [54–57]. A previous study about student HCPs estimated an MCID of 4.5 for the HC-PAIRS [52, 57]. However, Dworkin et al. (2008) [52] advise that MCIDs should be population specific, thus, for this study, the MCID was set at 4.2 points 4.6% based upon half the baseline values for HC-PAIRS data from student HCPs (Colleary et al. 2017) [44]. Originally designed to question attitudes about chronic low back pain Houben et al. (2004) [42] suggest that it is a good measure of chronic pain generically.

Data analysis

Missing data for the HC-PAIRS was managed as follows: data sets were retained if they were full sets or had only one answer missing [42, 58]. Those with more than one unanswered question were discarded from the data set. Missing answers were replaced with a neutral response, 4 [58]. There are no recommendations within the literature regarding how missing data from the RNPQ should be handled. Thus, for consistency, a similar approach to that of the HC-PAIRS was taken in that a single missing answer in a questionnaire was replaced with a ‘0’ value indicating an incorrect answer. Questionnaires with more than once missing answer were discarded.

Data were analysed using SPSS version 26.0. The data were found to have a normal distribution after a visual inspection of histograms and Q-Q plots, and statistical analysis via the Shapiro–Wilk test. Descriptive statistics are presented as the mean and 1SD. Data were analysed using two-way ANOVA with year of study first or final, and discipline of degree Physiotherapy; Occupational therapy; Nursing; Midwifery; Paramedic; Radiographer as independent variables for the HC-PAIRS and RNPQ separately. The interaction effects of the two independent variables year of study*discipline of degree were also investigated. In addition, a series of post-hoc independent samples t-tests were undertaken to identify where differences lay between individual disciplines and the first and final year of study in each discipline. Correlation analyses were also undertaken as part of a secondary analysis to explore the association between hours of pain education teaching, and knowledge and/or attitude scores, adjusting for age, gender, year of study and discipline. A p -value of <0.05 was considered statistically significant.

Results

Response rate

There were 1156 respondents from the 12 universities out of 4067 invitations to participate, representing a 28% response rate. Eight incomplete paper questionnaires were removed for HC-PAIRS six sets and RNPQ two sets as they were almost entirely incomplete. In addition, 162 RPNQ questionnaire data sets were removed as an incorrect version of the questionnaire was accidentally circulated due to human error. This left 1154 respondents who completed and returned surveys adequately, and whose data were analysed. Fifteen of these respondents had left

one question unanswered in one of their surveys, nine in the HC-PAIRS questionnaire and eight in RNPQ.

Participants had a mean (SD) age of 26 (8) years, were predominantly female 82% and studying at BSc level 83%. A breakdown of surveys returned can be seen in Table 1, by University and by discipline. Nursing students were categorised together irrespective of speciality as not all respondents disclosed their area of speciality. Some universities returned more surveys than others, and some disciplines had a higher response rate than others, with physiotherapists and nursing students returning the largest numbers of surveys. The overall response rate was lower amongst final year students except in nursing which was heavily dominated by a strong return at one University.

HC-PAIRS

The two-way ANOVA for HC-PAIRS found a significant independent effect of both year of study $p=0.001$ and discipline $p=0.001$. Table 2 lists the mean HC-PAIRS attitude scores for individual professions. First year mean values ranged from 54.4 to 60.0 lower values indicating more positive attitudes. In final year they ranged from 37.5 to 56.1. Between first and final year the greatest improvement in attitudes to pain was shown by physiotherapy students, with a mean difference 95% confidence interval [CI] of -17.2 [-19.2 to -15.2] points. All of the other professions showed clinically insignificant, less than or equal to the MCID, and statistically insignificant changes from first to final year. This is with the exception of nursing which showed a clinically insignificant but statistically significant improvement -2.2 [3.6 to -0.7] $p=0.03$. A two-way ANOVA revealed that there was a statistically significant interaction ($p<0.01$)

Table 1 Number of respondents per University and breakdown of number of respondents in first and final year by discipline

University Code	Number of responses	Disciplines Surveyed	First year respondents	Final year respondents
1	11	Occupational therapists	43	34
2	134			
3	8	Physiotherapists	266	104
4	514			
5	12	Paramedics	68	9
6	126			
7	51	Midwives	32	11
8	47			
9	11	Nurses	235	312
10	120			
11	97	Diagnostic radiographers	31	9
12	23			
Total	1154	Total	675	479

Table 2 HC-PAIRS, pain attitude scores for first and final year by profession

Profession n = total number	1 st Year Mean (SD)	Final Year Mean (SD)	Mean Difference	95% CI	P-value
OT n = 77	56.4 (8.6)	52.8 (7.3)	-3.7	-7.4 to 0.1	0.51
Physiotherapy n = 370	54.7 (8.8)	37.5 (9.1)	-17.2	-19.2 to -15.2	0.01*
Paramedics n = 77	55.7 (8.2)	52.1 (8.3)	-3.6	-9.4 to 2.3	0.23
Midwifery n = 43	60.0 (9.6)	56.1 (8.6)	-3.9	-10.5 to 2.7	0.24
Nursing n = 547	57.1 (8.0)	55.0 (8.5)	-2.2	-3.6 to -0.7	0.03*
Diagnostic Radiography n = 40	54.4 (9.0)	51.6 (8.9)	-2.9	-9.7 to 4.1	0.40

SD standard deviation, CI confidence interval, HC-PAIRS Health Care Providers Pain and Impairment Relationship Scale. P-values were calculated using independent t-tests

* Indicates statistical significance at $p < 0.05$

between the effects of the two independent variables year of study*discipline of degree.

As physiotherapy was the only discipline that showed a clinically and statistically significant change from first to final year, secondary analysis was carried out within that discipline to explore if all universities performed equally well as shown in Fig. 1. Seven of the eight universities, which had first and final year respondents, showed a difference between the year groups, exceeding the MCID of -4.2, ranging from -8 to -23 units. University 6 had a mean change of less than -4.2. This may have been an artefact

of the very small number of respondents from this subgroup. There were only 17 first year respondents and only two final year respondents thus it was not representative of the final year. Two universities, codes 5 and 9, had only first year participants and not final years; one University did not have any physiotherapy respondents code 12.

RNPQ

Two-way ANOVA for RNPQ found a significant independent effect of year of study $p = 0.044$ and discipline $p = 0.025$. Table 3 lists the mean RNPQ knowledge

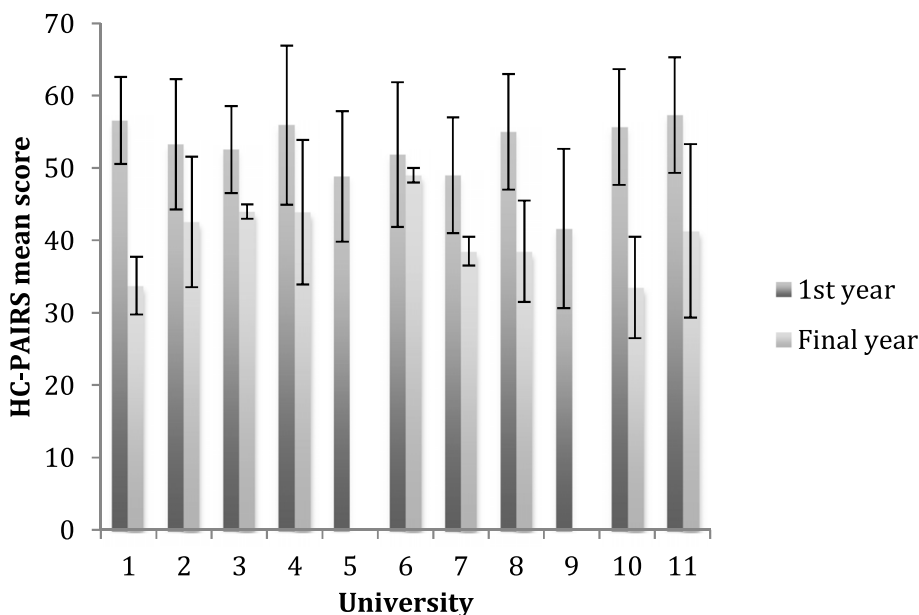


Fig. 1 First and final year mean SD HC-PAIRS scores for physiotherapy cohorts in Universities 1–11. University 12 did not include any physiotherapists

scores for individual professions with higher scores indicating better knowledge of pain neurophysiology. The minimum mean (SD) score in the first year was 5.7 (2.0) and the maximum was 7.3 (1.8). Final year scores ranged from a minimum of 5.7 (2.1) and maximum 9.1 (2.0). The biggest improvement in pain knowledge between first and final year is shown by physiotherapy students with a change of 3 points, a difference which was statistically significant $p=0.01$. All the other professions showed clinically small less than or equal to the MCID and statistically insignificant differences from first to final year. A two-way ANOVA revealed that there was a statistically significant interaction ($p < 0.01$) between the effects of the two independent variables year of study*discipline of degree.

Once again, as they were the only discipline to have demonstrated a statistical and clinical difference between first and final year cohorts, secondary analysis of the physiotherapy data were carried out to explore if some universities made greater gains than others. The

minimum mean difference was 1.1 95%CI [2.9 to 5.2] and the maximum mean difference was 4.7 [4.0 to 5.3] see Fig. 2. Thus, the size of pain knowledge improvement was not consistently high in all physiotherapy cohorts at all of the universities sampled, but always exceeded the MCID of 0.9 points.

Secondary analysis

Multiple linear regression analyses were completed to explore the association between hours of pain education in all of the disciplines studied, and knowledge and attitude scores respectively, adjusting for age, gender, year of study and discipline.

For both dependent variables, pain knowledge and pain attitudes, hours of pain education teaching was found to be an independent predictor though the strength of the relationship was small (RNPQ β value=0.11, $p=0.01$ and HC-PAIRS β value = 0.15, $p=0.001$).

The amount of focused pain teaching at the time of data collection varied considerably between universities and

Table 3 RNPQ pain knowledge scores for first and final year by profession

Profession Total numbers, n =	1 st Year Mean (SD)	Final Year Mean (SD)	Mean Difference	95% CI	P-value
Occupational Therapy n=77	5.9 (1.8)	6.4 (1.6)	0.5	0.3 to 1.3	0.26
Physiotherapy n=370	5.7 (2.0)	9.1 (2.0)	3.4	3.0 to 3.9	0.01*
Paramedics n=77	6.1 (1.5)	5.7 (2.1)	-0.4	-0.9 to 1.8	0.48
Midwifery n=43	6.1 (2.0)	7.00 (1.4)	0.9	0.6 to 2.3	0.24
Nursing n=547	5.9 (2.0)	6.2 (2.0)	0.3	0.1 to 0.7	0.06
Diagnostic Radiography n=40	7.3 (1.8)	6.0 (2.1)	-1.3	-0.4 to 3.0	0.13

RNPQ revised Neurophysiology Questionnaire, SD standard deviation, CI confidence interval; P-values were calculated using independent t-tests

* Indicates statistical significance at $p < 0.05$

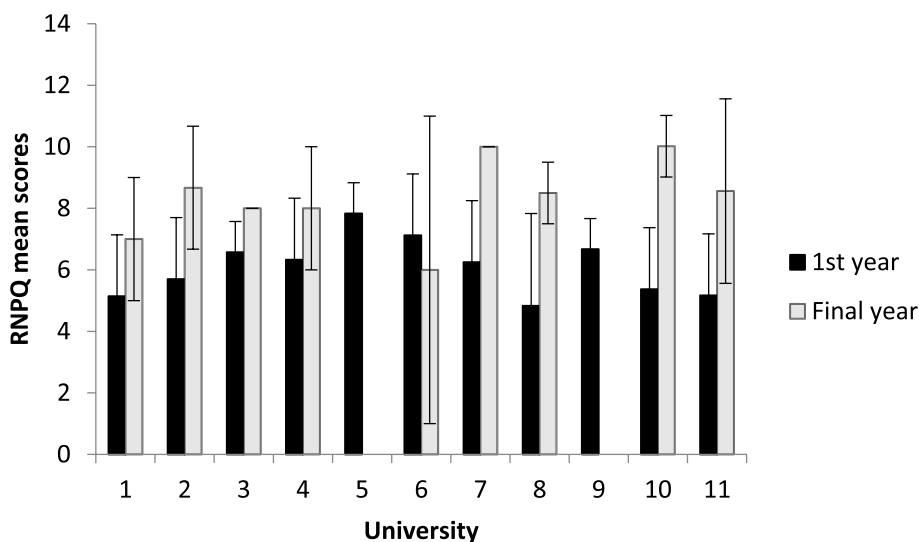


Fig. 2 First and final year mean RNPQ scores for physiotherapy cohorts in Universities 1–11. University 12 did not include any physiotherapists

disciplines. Figure 3 reflects this difference with physiotherapy departments generally delivering the greatest amounts of pain education teaching.

Discussion

There has been recent suggestion that there is a need to shift understanding about pain on a societal level in order to optimise and contemporise care [59]. HCPs will be a key sector of society to focus upon as they will influence the pain understanding of others. Furthermore, targeting HCP students, whose understanding may be more malleable, may be the optimal point at which to target HCPs. An important step in this process is to survey pain attitudes and knowledge amongst future health care workers to quantify current levels of understanding and identify if training could be enhanced. Accordingly, this study compared the pain knowledge and attitudes in first and final year students, across six disciplines, at 12 institutions, in five countries. To date, this is the largest, international cross-sectional study to quantify the knowledge and attitudes about pain amongst NMAHP students. There were differences in pain knowledge and attitudes between year of study and between disciplines. There was also a year of study*discipline interaction effect. Of the six disciplines, physiotherapy had the greatest mean differences between the first and final year for both the RNPQ and the HC-PAIRS which were clinically and statistically significant. In contrast there was little difference between first and final year values for both knowledge and attitudes scores in the other disciplines.

The nursing cohorts showed the least improvement in attitudes with a mean difference of -2.2, well below the MCID of 4.2 of all disciplines, yet statistical testing showed the difference to be significant $p = 0.03$. It is likely that this was due to the larger sample size for the nursing group and thus greater statistical power. However, the magnitude of the difference is well below the MCID and thus likely to be clinically unimportant.

Direct comparison with existing literature is difficult as a large portion of the literature uses different outcome measures, and studies using similar outcome measures include physiotherapy students only. The improvement in attitudes for physiotherapy students over the duration of a degree programme, as measured by the HC-PAIRS, in this study are greater than previously reported [37, 60, 61], but scores were not quite as high as the changes measured in RCTs following targeted, brief pain science education interventions directly addressing knowledge and attitudes in physiotherapists [44] and NMAHPs [48]. This suggests there is scope for greater changes on the observed degree programmes in this study.

Whilst Carroll et al., (2020) [40] found greater improvement amongst their nursing cohorts' attitudes (1.6%–7% amongst different nursing specialities) than in this study, 2.4%, our findings accord with Amponsah et al. (2020) [62] and Leahy et al. (2019) [63] that final year nurses have considerable deficits in pain knowledge and attitudes. Mukoka, Olivier and Ravat (2019) [64] found more positive attitudes in their nursing and occupational therapy students but not as positive among their physiotherapy students. Overall the findings from this study

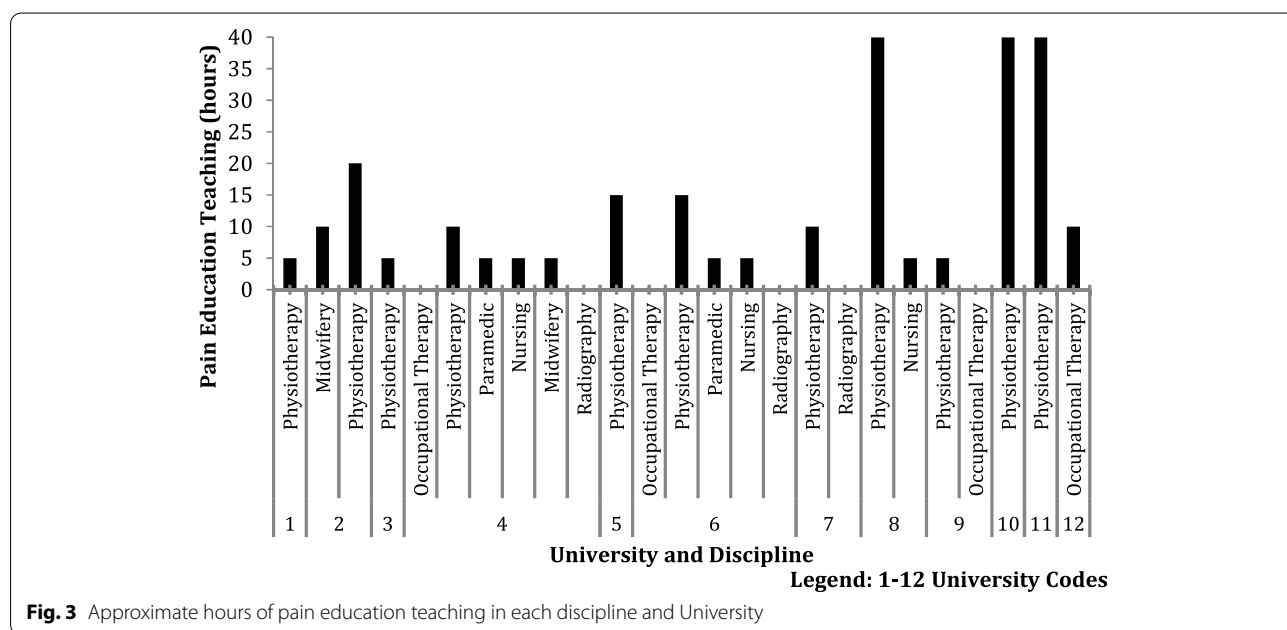


Fig. 3 Approximate hours of pain education teaching in each discipline and University

generally concur with the existing body of literature that suggests there is a deficiency in pain knowledge and attitudes towards pain in final year HCP students. Many previous studies noted an improvement in HCP students' knowledge and attitudes from first to final year [37, 38, 62, 64, 65], and while we found this among physiotherapy students, it was not the case overall. Worryingly, Ryan et al. (2010) [61] noted that non-health care students demonstrated a 3.9 point 3.7% mean difference in HC-PAIRS 15-point questionnaire from first to final year. This is similar if not better than the difference seen for the health care students in the current study, apart from physiotherapy students. The comparatively poor difference in pain attitudes demonstrated for most disciplines other than physiotherapy in this study may be attributable in part to a biomedical model-based curricula impeding the natural small biopsychosocial shift with time seen in the non-health care programme sample studied by Ryan et al. (2010) [61].

There were larger volumes of pain specific teaching on the physiotherapy courses relative to the other NMAHP disciplines in the current study (Fig. 3). This is perhaps unsurprising as physiotherapists may be perceived to play a larger role in pain management than some of the other disciplines. The larger differences between first and final year in physiotherapy are likely in part due to the higher volumes of pain specific teaching. Within our data, there was a moderate/high correlation between difference in attitudes and knowledge and higher volumes of pain teaching $r=0.5$, $p=0.16$ and $r=0.7$, $p=0.03$ respectively. This provides a rationale for larger volumes of pain teaching within NMAHP curricula.

An additional factor influencing student pain knowledge and attitudes that has not been explored in this study is the effect of clinical placements. This aspect of health care education warrants further investigation as it may positively or negatively [66] influence pain management behaviours.

Thompson et al. (2018) [27] propose an array of reasons that inhibit the implementation of effective pain education into pre-registration health care programs. These authors suggest that all health care disciplines have different curricula pressures placed upon them by internal and external bodies, and pain education may not yet be recognised as a priority topic for these health care disciplines. Furthermore, professional opportunities to manage pain are not always the focus of some disciplines and some disciplines may play a larger role in the care pathway than others and thus arguably may need higher levels of knowledge and attitudes relative to other disciplines. However, each discipline involved in this study may encounter people with pain directly and as such it is important that they all have appropriate knowledge and

attitudes to provide patients with clear and consistent high quality basic pain management advice. For example, in diagnostic radiography patient interaction may be limited, nevertheless, even if interactions are brief, correct communication is critical [67, 68]. Kyei et al. (2014) [69] observe the need for good radiographer communication skills because there is only a short time frame available to establish a relationship with patients. Furthermore, the reports that an extended scope radiographer may be required to complete are often shown to patients and it is important that these report any anomalies within the context of age-related changes and the possibility that an individual's pain may not always be linked to the findings [70–73]. Ultimately, failures from a key team member in a pain management multi-disciplinary team can affect the pain management efforts of the whole team and thus patient outcome.

Limitations

The observational, cross-sectional nature of this study means that no claim of cause and effect can be made. Measuring students in the first and final year meant it was impossible to identify at what points in training pain knowledge and attitudes changed, and thus understand what aspects of training may influence change. Future studies should employ a longitudinal design, measuring students yearly to identify potential triggers for improving knowledge and attitudes towards pain, taking into account student placements and their impact. In addition, a longitudinal study would help to establish if the cross-sectional differences seen in this study are comparable to changes in the same cohort of students followed over the course of their degree. There is a need for pain management behaviours resulting from education to be investigated specifically, though changes in knowledge and attitudes can be predictors of behaviour [30].

Some universities and disciplines returned more responses than others, thus there may be a response bias in this snapshot of pain knowledge and attitudes in students.

There was not an *apriori* sample size calculation. Instead, the researchers attempted to recruit as many participants as possible from the institutions involved. As such it is possible that the study is underpowered for some disciplines and may explain the lack of statistical differences between first and final year students for some disciplines. However, the magnitude of the differences between first and final year, would be less likely to be influenced by sample size and those differences were small and well below the MCID for all except the physiotherapy group.

In a small minority of cases the number of participants in sub-groups were very small. In such cases the sub-analysis was exploratory and should be interpreted with caution.

The differing sample sizes may have been due, in part, to final year students being on clinical placements at different times, and thus being less receptive to email invitations to participate in this study. Other factors may have been survey fatigue; the National Students Survey NSS was underway in the England, Scotland and Northern Ireland at a similar time to data collection, as well as individual module feedback surveys at many universities. Despite this, every attempt was made to access final year students at the end of their degree programme, including extending the study for a further year of data collection.

Participant self-selection may have influenced sample size. The pain champion at each of the universities may not have equally reflected all disciplines. The majority of pain champions were physiotherapists. This may have accounted for the larger numbers of physiotherapists relative to other disciplines for example only two universities represented paramedic training whilst 11 universities represented physiotherapy. Arguably medical doctors, such as general practitioners GPs and anaesthesiologists, will have more involvement in pain management than some NMAHPs and it would be illuminating to include this health care discipline in future studies of student knowledge and/or attitudes.

In one quarter of the physiotherapy courses investigated there was up to 40 h of pain education teaching and this is reflected in the difference in knowledge and attitudes in first and final year physiotherapy students. This volume of teaching may not be reflective of all physiotherapy courses, and may inflate the overall variance between disciplines. Furthermore, the time spent teaching pain education is of interest, but the content of that education is also important [74]. This study did not investigate the content of pain education being delivered and future studies should investigate the impact of educational content on pain related knowledge and attitudes.

Conclusions

To date, this is the largest investigation of HCP student pain related knowledge and attitudes amongst NMAHPs, including 12 universities and six disciplines in five countries. Only physiotherapy students showed statistically and clinically significant improvements in pain related attitudes and knowledge from first to final year. The differences were correlated with the volume of pain teaching received. Given that clinicians with more positive attitudes towards pain are more likely to make evidence-based recommendations, in turn improving patient outcomes, this study highlights the need to improve NMAHP pain education.

Abbreviations

ANOVA: Analysis of variance; AUD: Australian Dollar; BSc: Bachelor of Science; CI: Confidence Interval; GBD: Global Burden of Disability; GP: General practitioner; HCP: Health Care Professionals; HC-PAIRS: Health Care Providers Pain and Impairment Relationship Scale; IASP: International Association for the Study of Pain; MCID: Minimally clinically important difference; N: Number; NMAHP: Nursing, Midwifery and Allied Health Professionals; NSS: National Student Survey; PRIME: Prevalence Impact and Cost of Chronic Pain; RNPQ: Revised Neuro Physiology Questionnaire; SD: Standard deviation; SPSS: Statistical Package for the Social Sciences; TU: Teesside University; UK: United Kingdom.

Acknowledgements

The authors acknowledge the contribution of colleagues at each university who assisted data collection.

Authors' contributions

JM, PT, CR and DM conceived the idea. All authors collected data and JM, CR and DM analysed the data under supervision of JM, PT, CR and DM drafted the paper. All authors contributed to the interpretation of results and in making an important intellectual contribution to the manuscript. All authors read and approved the final manuscript.

Funding

The Musculoskeletal Association for Chartered Physiotherapists has permitted funding to be used for dissemination of this study.

Availability of data and materials

The datasets used and/or analysed during the current study are available from the corresponding author on reasonable request.

Declarations

Ethics approval and consent to participate

Ethical approval for this study was granted by Teesside University's TU School of Health and Social Care Research Ethics and Governance Committee local ethics project number 114/17. Each of the other eleven collaborating universities obtained permission from their respective University's research ethics and governance committee. Informed consent was obtained from all subjects. All methods were carried out in accordance with relevant guidelines and regulations.

Consent for publication

Not applicable.

Competing interests

There are no competing interests for any contributing authors.

Author details

¹Teesside University, Middlesbrough, England. ²University of Limerick, Limerick, Ireland. ³University College Dublin, Dublin, Ireland. ⁴Northumbria University, Northumbria, England. ⁵Leeds Beckett University, Leeds, England. ⁶University College Cork, Cork, Ireland. ⁷Glasgow Caledonian University, Glasgow, Scotland. ⁸Robert Gordon University, Aberdeen, Scotland. ⁹University of Nottingham, Nottingham, England. ¹⁰University of Ulster, Belfast, Northern Ireland. ¹¹The University of Notre Dame Australia, Fremantle, Australia. ¹²Curtin University, Perth, Australia. ¹³Applied Research Collaboration for the North East and North Cumbria, National Institute for Health and Care Research, Newcastle Upon Tyne, England.

Received: 17 May 2021 Accepted: 23 May 2022

Published online: 15 July 2022

References

- Mäntyselkä P, Kumpusalo E, Ahonen R, Kumpusalo A, Kauhanen J, Viinamäki H, et al. Pain as a reason to visit the doctor: a study in Finnish primary health care. *Pain*. 2001. <https://doi.org/10.1016/s0304-39590000361-4>.
- Finley CR, Chan DS, Garrison S, Korownyk C, Kolber MR, Campbell S, et al. What are the most common conditions in primary care? Systematic review *Canadian Family Physician*. 2018;64(11):832–40.

3. Lim YZ, Chou L, Au RTM, Seneviwickrama KLMD, Cicuttini FM, Briggs AM. People with low back pain want clear, consistent and personalised information on prognosis, treatment options and self-management strategies: a systematic review. *J Physiother*. 2019;65(3):124–35.
4. IASP Subcommittee on Taxonomy. Pain terms: a list with definitions and notes on usage. Recommended by the IASP Subcommittee on Taxonomy. *Pain*. 1979;6:249–52.
5. Jess M-A, Hamilton S, Ryan C, Wellburn S, Alexanders J, Spence D, Martin D. Exploring the origin of pain subclassification, with emphasis on low back pain: a systematic scoping review. *JBI Database System Rev Implement Rep*. 2020. <https://doi.org/10.11124/JBISRIR-D-19-00383>.
6. Fayaz A, Croft P, Langford RM, Donaldson LJ, Jones GT. Prevalence of chronic pain in the UK: A systematic review and meta-analysis of population studies. *BMJ Open*. 2016. <https://doi.org/10.1136/bmjopen-2015-010364>.
7. GBD 2017 Global Burden of Disease Study. Seattle. 2017. Available from: https://www.healthdata.org/sites/default/files/files/policy_report/2019/GBD_2017_Booklet.pdf. Accessed 1 Mar 2021.
8. Deloitte Access Economics. The Cost of Pain in Australia: PainAustralia. 2019. [Accessed on 1 Mar 2021]. Available from: https://www.painaustralia.org.au/static/uploads/files/the-cost-of-pain-in-australia-final-report-12mar-wfxbfryboams.pdf?fbclid=IwAR0OaQTCiCWV6XNqTWIM3Yg6U_w2_q7J6Pzj9rj0M2smosNtJ-FhuDGqOo.
9. Dueñas M, Ojeda B, Salazar A, Mico JA, Failde I. A review of chronic pain impact on patients, their social environment and the health care system. *J Pain Res*. 2016. <https://doi.org/10.2147/JPR.S105892>.
10. Raftery MN, Sarma K, Murphy AW, la Harpe DD, Normand C, McGuire BE. Chronic pain in the Republic of Ireland—Community prevalence, psychosocial profile and predictors of pain-related disability: Results from the Prevalence, Impact and Cost of Chronic Pain PRIME study. Part 1. *Pain*. 2011;152(5):1096–103.
11. Gardner T, Refshauge K, McAuley J, Hübsher M, Goodall S, Smith L. Goal setting practice in chronic low back pain. What is current practice and is it affected by beliefs and attitudes? *Physio Theory Prac*. 2017;34(10):795–805.
12. Stevans JM, Delitto A, Samannaaz SK, Patterson CG, Smith CN, Schneider MJ, et al. Risk Factors Associated With Transition From Acute to Chronic Low Back Pain in US Patients Seeking Primary Care. *JAMA Neurol*. 2021. <https://doi.org/10.1001/jamanetworkopen.2020.37371>.
13. Toye F, Seers K, Allcock N, Briggs M, Carr E, Andrews JA, Barker K. Patients experiences of chronic non-malignant musculoskeletal pain: A qualitative systematic review. *Br J Gen Pract*. 2013. <https://doi.org/10.3399/bjgp13X675412>.
14. Hart OR, Uden RM, McMullan JE, Ritchie MS, Williams TD, Smith BH. A study of National Health Service management of chronic osteoarthritis and low back pain. *Primary Health Care Research & Development*. 2015;16(2):157–66.
15. Arumugam V, MacDermid JC, Walton D, Grewal R. Attitudes, knowledge and behaviors related to evidence-based practice in health professionals involved in pain management. *Int J Evid Based Healthc*. 2018;16(2):107–18.
16. Cowell I, O'Sullivan P, O'Sullivan K, Poyton R, McGregor A, Murtagh G. Perceptions of physiotherapists towards the management of non-specific chronic low back pain from a biopsychosocial perspective: A qualitative study. *Musculoskeletal Science and Practice Elsevier Ltd*. 2018;38:113–9.
17. Upshur C, Luckmann R, Savageau J. Primary care provider concerns about management of chronic pain in community clinic populations. *J Gen Intern Med*. 2006;21(6):652–5.
18. O'Rourke JE, Chen I, Genao I, Panda M, Cykert S. Physicians comfort in caring for patients with chronic nonmalignant pain. *American Journal of Medical Science*. 2007;333(2):93–100.
19. Synnott A, O'Keefe M, Bunzli S, Dankaerts W, O'Sullivan P, O'Sullivan K. Physiotherapists may stigmatise or feel unprepared to treat people with low back pain and psychosocial factors that influence recovery: A systematic review. *J Physiother*. 2015;61(2):68–76.
20. Parsons S, Harding G, Breen A, Foster N, Pincus T, Vogel S, et al. The Influence of Patients and Primary Care Practitioners Beliefs and Expectations About Chronic Musculoskeletal Pain on the Process of Care; A Systematic Review of Qualitative Studies. *Clin J Pain*. 2006;23(1):91–8.
21. Darlow B, Fullen BM, Dean S, Hurley DA, Baxter GD, Dowell A. The association between health care professional attitudes and beliefs and the attitudes and beliefs, clinical management, and outcomes of patients with low back pain: A systematic review. *Eur J Pain*. 2012;16(1):3–17.
22. Gardner T, Refshauge K, Smith L, McAuley J, Hübsher M, Goodall S. Physiotherapists' beliefs and attitudes influence clinical practice in chronic low back pain: a systematic review of quantitative and qualitative studies. *Journal of Physiotherapy*. 2017;63(3):132–43.
23. Gibbs M, Morrison N, Marshall P. Biomedical beliefs explain the clinical decisions made by exercise-based practitioners for people with chronic low back pain. *SPINE*. 2021. <https://doi.org/10.1097/BRS.00000000000003698>. <https://doi.org/10.1186/s12891-017-1831-7>.
24. Mankelow J, Ryan C, Taylor P, Martin D. Exploring healthcare students pain knowledge and attitudes towards function in people with pain. PhD thesis. Teesside University. 2021.
25. Lin IB, O'Sullivan PB, Coffin JA, Mak DB, Toussaint S, Straker LM. Disabling chronic low back pain as an iatrogenic disorder: A qualitative study in Aboriginal Australians. *BMJ Open*. 2013. <https://doi.org/10.1136/bmjopen-2013-002654>.
26. Setchell J, Costa N, Ferreira M, Makovey J, Nielsen M, Hodges PW. Individuals explanations for their persistent or recurrent low back pain: A cross-sectional survey. *BMC Musculoskeletal Disord*. 2017. <https://doi.org/10.1186/s12891-017-1831-7>.
27. Thompson K, Johnson MI, Milligan J, Briggs M. Twenty-five years of pain education research—what have we learned? Findings from a comprehensive scoping review of research into pre-registration pain education for health professionals. *Pain*. 2018;159(11):2146–21. <https://doi.org/10.1002/hbe2.195>.
28. Hogans BB, Watt-Watson J, Wilkinson P, Carr ECJ, Gordon DB. Perspective: update on pain education. *Pain*. 2019;159(9):1681–2.
29. Polacek C, Christopher R, Mann M, Udall M, Craig T, Deminski M, et al. Healthcare professionals perceptions of challenges to chronic pain management. *Am J Managed Care*. 2020;26(4):E135–9.
30. Ajzen I. The theory of planned behavior: Frequently asked questions. *Human Behavior and Emerging Technologies*. 2020. <https://doi.org/10.1002/hbe2.195>.
31. Chief Allied Health Professions Officers Team. Allied Health Professions into Action: Using Allied Health Professionals to transform health, care and wellbeing. NHS England. 2017. Available from: <https://www.england.nhs.uk/wp-content/uploads/2017/01/ahpaction-transform-hlth.pdf>. Accessed 1 Mar 2021.
32. Briggs E, Carr E, Whittaker M. Survey of undergraduate pain curricula for healthcare professionals in the United Kingdom. *European Journal of Pain*. 2011. Available from: www.britishtainsociety.org. Accessed 1 Mar 2021.
33. European Federation of IASP Chapters. The Pain Management Core Curriculum for Undergraduate Medical Education. 2013. [Accessed on 1 Mar 2021] Available from: https://europeanpainfederation.org/wp-content/uploads/2018/10/CoreCurriculumPainManagement-EFIC-June-2013_FINAL1.pdf.
34. Briggs EV, Battelli D, Gordon D, Kopf A, Ribeiro S, Puig MM, Kress HG. Current pain education within undergraduate medical studies across Europe: Advancing the Provision of Pain Education and Learning APPEAL study. *BMJ Open*. 2015. <https://doi.org/10.1136/bmjopen-2014-006984>.
35. Shipton EE, Bate F, Garrick R, Steketee C, Shipton EA, Visser EJ. Pain medicine content, teaching and assessment in medical school curricula in Australia and New Zealand. *BMC Med Educ*. 2018;18(1):39–61.
36. Ali N, Thomson D. A comparison of the knowledge of chronic pain and its management between final year physiotherapy and medical students. *Eur J Pain*. 2009;13(1):38–50.
37. Morris H, Ryan C, Lauchlan D, Field M. Do medical student attitudes towards patients with chronic low back pain improve during training? A cross-sectional study *BMC Medical Education*. 2012;12(1):2–7.
38. Eyob T, Mulatu A, Abrha H. Knowledge And Attitude Towards Pain Management Among Medical And Paramedical Students Of An Ethiopian University. *Journal of Pain & Relief*. 2014. <https://doi.org/10.4172/2167-0846.1000127>.
39. Adillón C, Lozano E, Salvat I. Comparison of pain neurophysiology knowledge among health sciences students: a cross-sectional study. *BMC Res Notes*. 2015. <https://doi.org/10.1186/s13104-015-1585-y>.
40. Carroll SP, Auguard N, Tennant J, Seenan C. How do the attitudes, confidence, knowledge and understanding differ in pre-registration healthcare students towards treating people with chronic pain: an observational, cross-sectional study. *European Journal of Physiotherapy*. 2020. <https://doi.org/10.1080/21679169.2020.1746830>.

41. Catley MJ, O'Connell NE, Moseley GL. How good is the neurophysiology of pain questionnaire? A rasch analysis of psychometric properties, *Journal of Pain*. 2013;148:818–27.
42. Houben RMA, Vlaeyen JWS, Peters M, Ostelo RWJG, Wolters PMJC, Stomp-van den Berg SGM. Health care providers attitudes and beliefs towards common low back pain: factor structure and psychometric properties of the HC-PAIRS. *Clin J Pain*. 2004;201:37–44.
43. Moseley L. Unraveling the barriers to reconceptualization of the problem in chronic pain: The actual and perceived ability of patients and health professionals to understand the neurophysiology. *Journal of Pain*. 2003;44:184–9.
44. Colleary G, O'Sullivan K, Griffin D, Ryan CG, Martin DJ. Effect of pain neurophysiology education on physiotherapy students understanding of chronic pain, clinical recommendations and attitudes towards people with chronic pain: a randomised controlled trial, *Physiotherapy*. 2017;1034:423–9.
45. Alodaibi F, Alhowimel A, Alsobayel H. Pain neurophysiology knowledge among physical therapy students in Saudi Arabia: A cross-sectional study, *BMC Medical Education*. 2018. <https://doi.org/10.1186/s12909-018-1329-5>.
46. Louw A, Podalak J, Zimney K, Schmidt S, Puentedura EJ. Can pain beliefs change in middle school students? A study of the effectiveness of pain neuroscience education. *Physiotherapy Theory and Practice*. 2018;347:542–50.
47. Maguire N, Chesterton P, Ryan C. The effect of pain neuroscience education on sports therapy and rehabilitation students knowledge, attitudes, and clinical recommendations toward athletes with chronic pain. *J Sport Rehabil*. 2019;285:438–43.
48. Mankelow J, Ryan CG, Taylor PC, Martin DJ. The effect of pain neurophysiology education on healthcare students knowledge, attitudes and behaviours towards pain: A mixed-methods randomised controlled trial. *Musculoskeletal Science and Practice*. 2020. <https://doi.org/10.1016/j.msksp.2020.102249>.
49. Cohen J. *Statistical power analysis for the behavioural sciences*. 2nd Ed. Hillsdale NJ: Lawrence Earlbaum Associates. 1988.
50. Norman GR, Sloan JA, Wyrwich KW. Interpretation of changes in health-related quality of life: The remarkable universality of half a standard deviation. *Medical Care*. 2003;415:582–92.
51. Copay AG, Glassman SD, Subach BR, Berven S, Schuler TC, Carretero LY. Minimum clinically important difference in lumbar spine surgery patients: a choice of methods using the Oswestry Disability Index, Medical Outcomes Study questionnaire Short Form 36, and Pain Scales. *Spine Journal*. 2008;86:968–74.
52. Dworkin RH, Turk DC, Wyrwich KW, Beaton D, Cleeland CS, Farrar JT, et al. Interpreting the Clinical Importance of Treatment Outcomes in Chronic Pain Clinical Trials: IMMPACT Recommendations. *Journal of Pain*. 2008;92:105–21.
53. Moran RW, Rushworth WM, Mason J. Investigation of four self-report instruments FABT, TSK-HC, Back-PAQ, HC-PAIRS to measure healthcare practitioners attitudes and beliefs toward low back pain: Reliability, convergent validity and survey of New Zealand osteopaths and manipulative physio. *Musculoskeletal Science and Practice*. 2017;32:44–50.
54. Latimer J, Maher C, Refshauge K. The Attitudes and Beliefs of Physiotherapy Students to Chronic Back Pain. *Clin J Pain*. 2004;201:45–50.
55. Evans DW, Breen AC, Pincus T, Sim J, Underwood M, Vogel S, Foster NE. The effectiveness of a posted information package on the beliefs and behavior of musculoskeletal practitioners: The UK chiropractors, osteopaths, and musculoskeletal physiotherapists low back pain management COMPLEMENT randomized trial. *Spine*. 2010;358:858–66.
56. Briggs AM, Slater H, Smith AJ, Parkin-Smith GF, Watkins K, Chua J. Low Back Pain-related Beliefs and Likely Practice Behaviours Among Final-year Cross-discipline Health Students. *Eur J Pain*. 2013;175:766–75.
57. Macdonald RJD, Vaucher P, Esteves JE. The beliefs and attitudes of UK registered osteopaths towards chronic pain and the management of chronic pain sufferers - A cross-sectional questionnaire based survey. *International Journal of Osteopathic Medicine*. 2018. <https://doi.org/10.1016/j.ijosm.2018.07.003>.
58. Domenech J, Sánchez-Zuriaga D, Segura-Ortí E, Espejo-Tort B, Lisón JF. Impact of biomedical and biopsychosocial training sessions on the attitudes, beliefs, and recommendations of health care providers about low back pain: A randomised clinical trial. *Pain*. 2011;15211:2557–63.
59. Chalmers KJ, Madden VJ. Shifting beliefs across society would lay the foundation for truly biopsychosocial care. *Journal of Physiotherapy*. 2019;653:121–2.
60. Quinn T, Ryan C, Jones D. Physiotherapy students attitudes towards the functional ability of patients with chronic low back pain. *Pain Rehabil*. 2014;3737:20–3.
61. Ryan C, Murphy D, Clark M, Lee A. The effect of a physiotherapy education compared with a non-healthcare education on the attitudes and beliefs of students towards functioning in individuals with back pain: An observational, cross-sectional study. *Physiotherapy*. 2010;962:144–50.
62. Amponsah AK, Kyei-Dompim J, Kyei EF, Oduro E, Afaya RA, Ahoto CK. Final Year Nursing Students Knowledge and Attitudes regarding Childrens Pain, *Pain Research and Management*. 2020. <https://doi.org/10.1155/2020/7283473>.
63. Leahy A, O'Keefe, M, Robinson K, O'Sullivan K. The beliefs of healthcare students about the harmfulness of daily activities for their back: a cross-sectional study. *European Journal of Physiotherapy*. 2019. <https://doi.org/10.1080/21679169.2019.1630854>.
64. Mukoka G, Olivier B, Ravat S. Level of knowledge, attitudes and beliefs towards patients with chronic low back pain among final year school of therapeutic sciences students at the university of the Witwatersrand – A cross-sectional study. *South African J Physiotherapy*. 2019. <https://doi.org/10.4102/sajp.v75i1.683>.
65. Goodrich C. Students and faculty members knowledge and attitudes regarding pain management: a descriptive survey. *J Nursing Educ*. 2005;453:140–2.
66. Springer S, Gleicher H, Hababou H. Attitudes and beliefs about musculoskeletal pain and its association with pain neuroscience knowledge among physiotherapy students in Israel. *Israel J Health Policy Res*. 2018. <https://doi.org/10.1186/s13584-018-0266-4>.
67. Karran EL, Hillier SL, Yau Y-H, McAuley JH, Moseley GL. A quasi-randomised, controlled, feasibility trial of GLITTER Green Light Imaging Interpretation to Enhance Recovery—a psychoeducational intervention for adults with low back pain attending secondary care. *PeerJ*. 2018. <https://doi.org/10.7717/peerj.4301>.
68. Jarvik JG, Meier EN, James KT, Gold LS, Tan KW, Kessler LG. The Effect of Including Benchmark Prevalence Data of Common Imaging Findings in Spine Image Reports on Health Care Utilization Among Adults Undergoing Spine Imaging: A Stepped-Wedge Randomized Clinical Trial. *JAMA network open*. 2020. <https://doi.org/10.1001/jamanetworkopen.2020.15713>.
69. Kyei KA, Antwi WK, Opoku SY, Hemans S, Anim-Sampong S, Engel-Hills P. Radiographers knowledge, attitude and challenges on pain management. *The South African Radiographer*. 2014;521:22–5.
70. Carragee EJ, Todd AF, Miller JL, Carragee JM. Discographic, MRI and psychosocial determinants of low back pain disability and remission: a prospective study in subjects with benign persistent back pain. *Spine J*. 2005. <https://doi.org/10.1016/j.spinee.2004.05.250>.
71. Suri P, Boyko EJ, Goldberg J, Forsberg CW, Jarvik JG. Longitudinal associations between incident lumbar spine MRI findings and chronic low back pain or radicular symptoms: Retrospective analysis of data from the longitudinal assessment of imaging and disability of the back LAIDBACK. *BMC Musculoskeletal Disorders*. 2014. <https://doi.org/10.1186/1471-2474-15-152>.
72. Brinjikji W, Diehn FE, Jarvik JG, Carr CM, Kallmes DF, Murad MH, Luetmer PH. MRI findings of disc degeneration are more prevalent in adults with low back pain than in asymptomatic controls: A systematic review and meta-analysis. *Am J Neuroradiol*. 2015;3612:2394–9.
73. Brinjikji W, Luetmer PH, Comstock B, Bresnahan BW, Chen LE, Deyo RA, Halabi S, Turner JA, Avins AL, James K, Wald JT, Kallmes DF, Jarvik JG. Systematic Literature Review of Imaging Features of Spinal Degeneration in Asymptomatic Populations. *Am J Neuroradiol*. 2015;364:811–6.
74. Mankelow J, Ryan C, Taylor P, Atkinson G, Martin D. A Systematic Review and Meta-Analysis of the Effects of Biopsychosocial Pain Education upon Health Care Professional Pain Attitudes, Knowledge, Behavior and Patient Outcomes. *Journal of Pain*. 2022;23:1–24. <https://doi.org/10.1016/j.jpain.2021.06.010>.

Publisher's Note

Springer Nature remains neutral with regard to jurisdictional claims in published maps and institutional affiliations.